




31st International Linear Accelerator Conference 2022

Paper Upload Guidelines



All contributions properly presented at LINAC2022 are eligible for publication in the conference proceedings, which will be published at the [JACoW website](#) shortly after the conference.

All contributions to the proceedings must be uploaded via [SPMS](#).

The deadline for the upload of contributions to the Proceedings of LINAC'22 is

Wednesday, 24 August (24:00 BST), 2022

The submission deadline is ahead of the conference so that the JACoW technical editors can process the papers before the conference, beginning promptly on Thursday, 25th August. In this way any problems can be analysed and discussed with authors upon their arrival at the conference, prior to moving on to a quality check of all successfully processed papers. The aim is to publish all contributions in a preliminary “pre-press” version at the JACoW.org site as soon as possible.

The successful processing of all contributions during the conference depends heavily on the collaboration of all authors. Since the JACoW editorial team is only available during the conference, any delay in receiving contributions will cause a delay in processing them, and will ultimately jeopardize swift publication on JACoW.

Submit only papers that are final and ready for publication. “Place holders” or “preliminary” versions waste the time of the editors and jeopardize early publication.

Authors are advised to download the appropriate [JACoW template](#) (the index on the left under Templates provides templates for MS Word, LaTeX and OpenDocument) and follow the instructions contained both in the template as well as in these LINAC2022 Paper Preparation Guidelines on how to use it. The templates contain styles which, when applied, will automatically ensure correct typesetting and layout. In MS Word use the JACoW Styles and Macros pull-down from the toolbar.

Submission of Electronic Files

What to Submit?

Once the contribution has been prepared using the [JACoW template](#) and according to the LINAC'22 Paper Preparation Guidelines, the author should submit all of the following files:

- A properly formatted MS Word or LaTeX document;
- **A PDF file made from this document.** If you do not have the possibility to generate a PDF file, submit a PostScript file made from that document;
- Each original illustration in its native format as used in the document.

Why Do We Not Allow Authors to Submit PDF Files Only?

Most authors can generate PDF files, however, the standard is far from uniform and often they are not acceptable for the JACoW database because:

- The compression settings are wrong
- Fonts are not embedded
- They do not conform to the standard input required by the JACoW scripting procedures to create the final publication set
- Most importantly, they are not PDF/A-compliant

Note that PDF files produced according to the JACoW recipe will resolve the problems listed above. We have prepared a workflow that enables us to process and convert author PDF files to JACoW acceptable ones.

Why Do We Not Allow Authors to Submit PDF Files Only?

Only files named according to the paper's program code can be uploaded via the system. ALL files used to produce the contribution must be uploaded, for example, for paper MO1AA01, file names should be

- MO1AA01.pdf - the PDF file, or if no PDF file can be provided
- MO1AA01.ps - the PostScript file (rename .prn files to .ps beforehand, where necessary)

Source files:

- MO1AA01.doc – (or .docx) the WORD source file
- MO1AA01.tex - the LaTeX source file, if LaTeX was used
- MO1AA01.odt - the OpenOffice.org or LibreOffice source file, if used

Figure files:

- MO1AA01f1.eps - EPS file containing figure 1 (uploaded as “Other Supporting File”)
- MO1AA01f2.tif – (or .jpg, .png, .gif) TIFF (or jpg, png, gif) file containing figure 2 (uploaded as “Other Supporting File”)

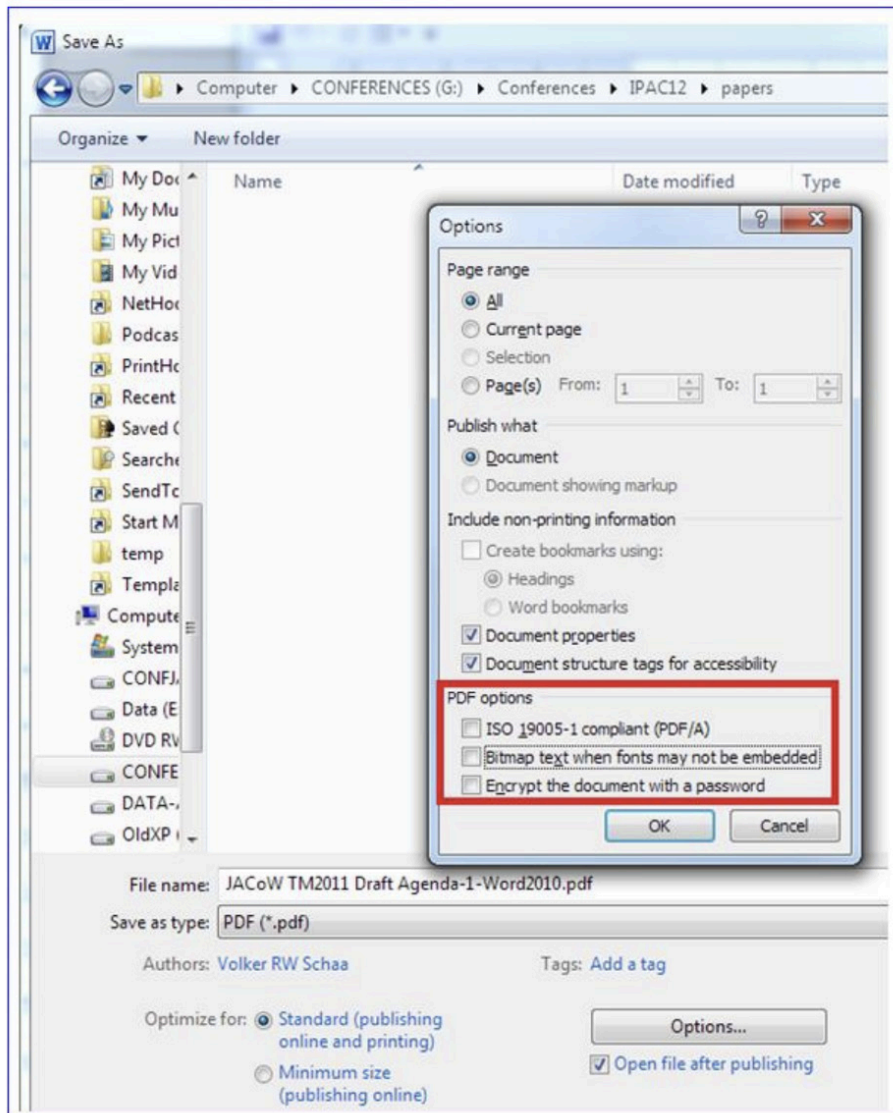
Oral Presentations:

- MO1AA01_talk.pdf
- MO1AA01_talk.ppt
- MO1AA01_talk.odp - the file to be used for the oral presentation (uploaded as “Transparencies”, movies as “Talk movies”)

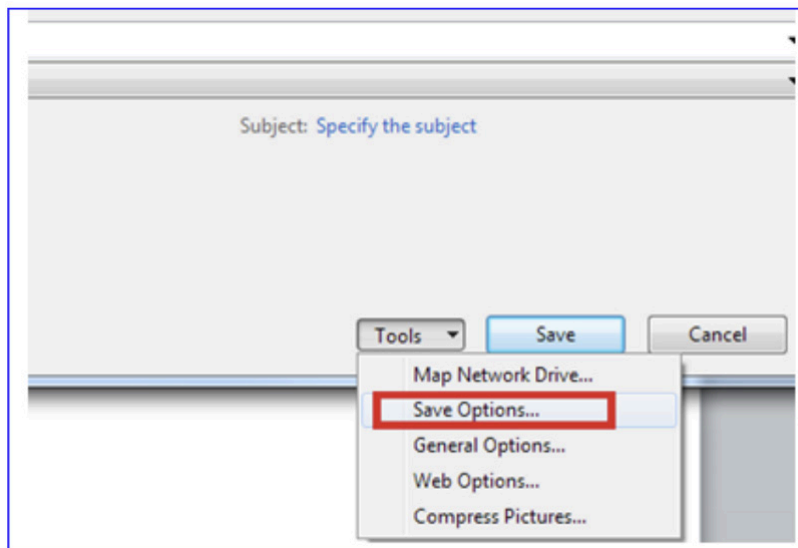
How Do You Produce a JACoW Acceptable PDF File?

Microsoft Word for Windows, 2010 or later

Word 2010 allows you to produce a PDF file by using File > Save As > Save as type: PDF. Please make sure that the PDF file options (click “Options...”) are set as indicated in the picture before saving the PDF (**this has to be done each time the file is saved as a PDF file**):

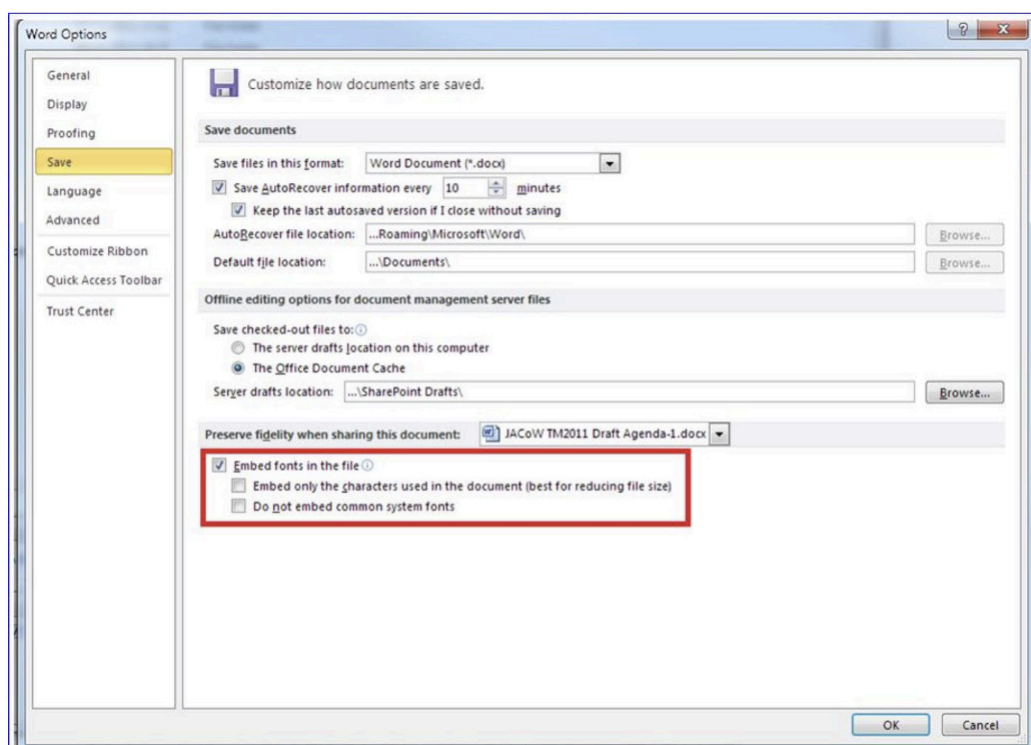


There is a second set of parameters that should be set (accessible via “Tools > Save Options...”).

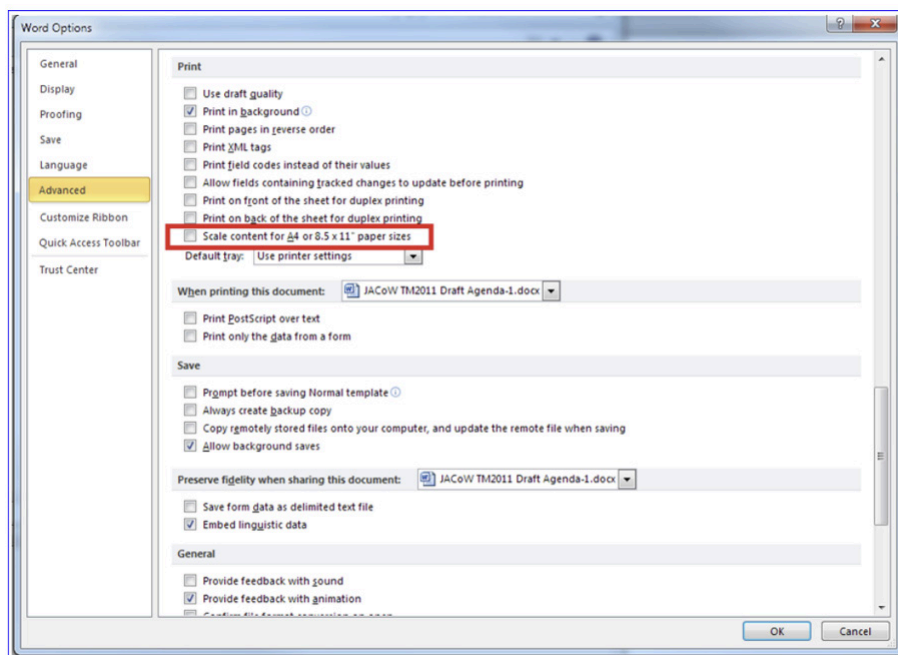


This influences the font embedding in the source file. This eases the work for the editors when problems with unrecognized symbols occur with PS/PDF files and the source file has to be used.

Please tick the marked boxes as shown in the picture:



The set of JACoW templates ensures a unique formatting on paper formats used in countries with US letter and A4 sized paper. There is one parameter in Word that should be unchecked, as it can conflict with the template setting. Use the following figure as a reference:

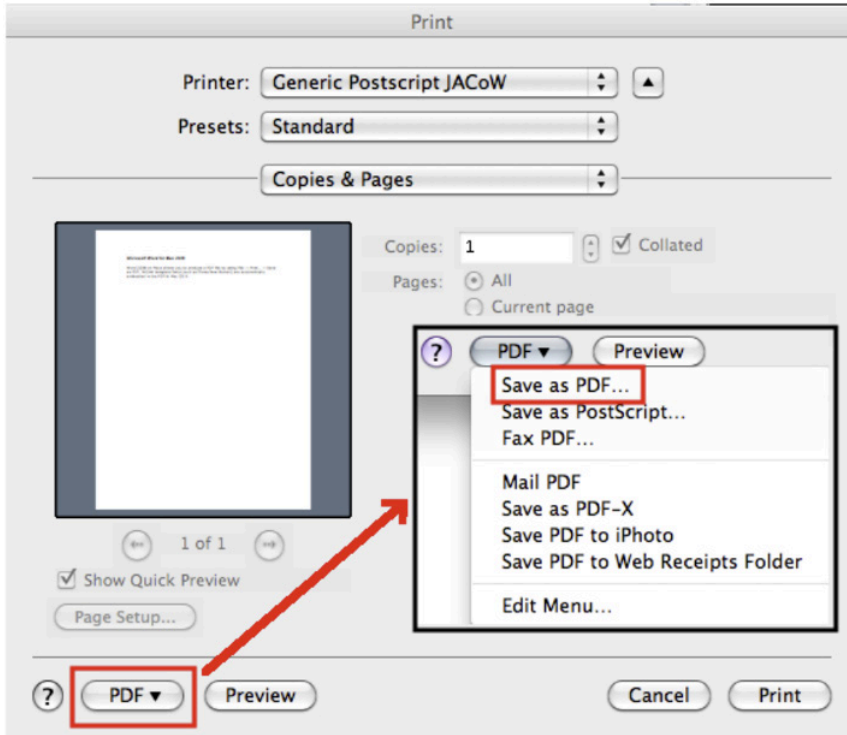


Previous Versions of Word for Windows

Pre-2010 versions of Microsoft Word do not have the capability to “Save As” a PDF file. It is common to use a virtual printer driver that creates an electronic PDF file, rather than printing to an actual printer. There are several similar tools available, both for free or under a cost. We do not suggest any particular one. Please check that such PDFs do satisfy the JACoW formatting requirements and that the overall quality of the generated file is satisfactory to the authors. Remember to always check that the file prints correctly.

Microsoft Word for Mac 2008-2011

Word 2008 on Macs allows you to produce a PDF file by using File > Print... > Save as PDF, or by typing Command-P. JACoW template fonts (such as Times New Roman) are automatically embedded in the PDF in Mac OS X:



Note that Word 2011 on Macs does not embed fonts properly in the output PDF when OpenType extensions are used, resulting in extremely large PDF output. OpenType extensions should be disabled under Preferences / Compatibility / Disable OpenType Font Formatting Features; this is done for you if you use the JACoW Mac templates. Please check the size of your PDF before uploading to the LINAC2022 SPMS – it should be less than 1.5 Mb.

LaTeX

You may generate your PDF file using the new `jacow.cls` class file from JACoW.org with pdfLaTeX, XeLaTeX or LuaLaTeX. If you are using the US letter format, the following command can be used:

- `\documentclass[letterpaper]{jacow}` or
- `\documentclass[acus]{jacow}`

Additional help is available on the JACoW website in the left sidebar under ‘For authors > Information and help’. For papers with A4 format the source should start with the following lines

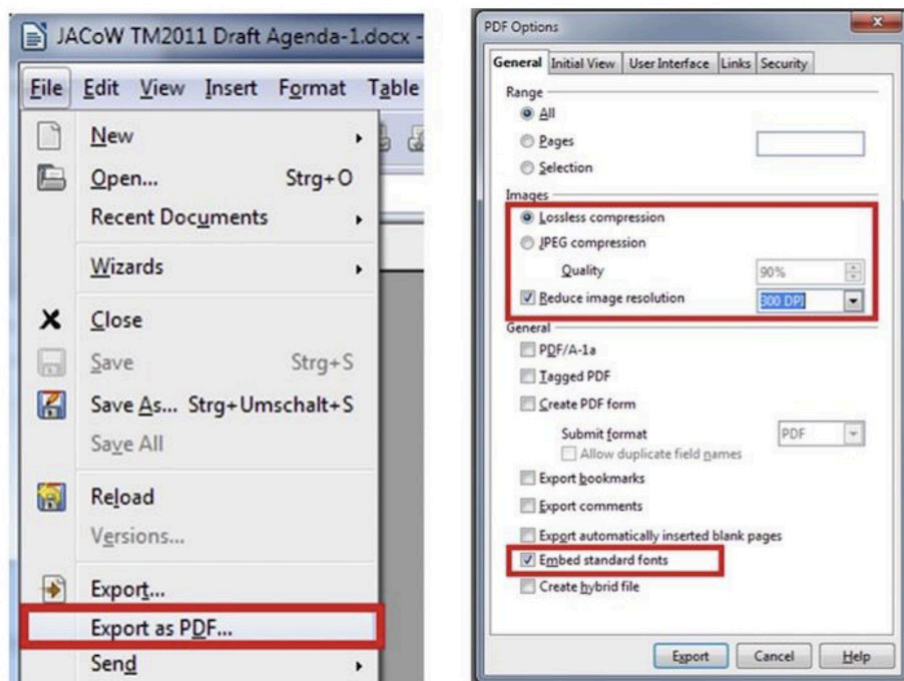
- `\documentclass[a4paper]{jacow}` or
- `\documentclass[aca4]{jacow}`

For LaTeX PDF generation the following commands are recommended:

- `pdflatex FILENAME.tex` (or `xelatex/lualatex`)
- `pdflatex FILENAME.tex` (run twice to sync internal references)

OpenOffice/LibreOffice

You can generate your PDF file using the “Export as PDF” function of OpenOffice Writer accessible via the “File” option (below, left). Before clicking the “Export” button make sure that the PDF options for “Images” and “General” are set as shown below (right).



Submitting Your Files

Once all files are ready for upload, login to your [LINAC'22 Author Account \(SPMS\)](#) and

- Ensure that the paper title and co-authors on the paper are identical to the paper title and co-authors entered into the SPMS. If this is not the case, click on the links “edit” or “authors” and update. SPMS data will be used for the production of the table of contents and author index of the proceedings. Failure to enter all co-authors means they will be omitted from the author index.
- Click on the file Upload link. Then:
 - submit the PDF file
 - submit all of the source files (text and figures) needed to make the paper (be aware that large files may take some time to transfer).

Papers will undergo processing by the technical editors directly following deadline for submission, Wednesday, 24 August (24:00 BST), and authors will be able to check the status of their paper(s) by logging into their LINAC'22 Author Account. Email notifications of the processing status will also be triggered to primary (submitting) authors as processing is completed.



**The Cockcroft Institute
and Science and Technology Facilities Council**

Daresbury Laboratory
Sci-Tech Daresbury
Daresbury
WA4 4AD, UK

John Adams Institute for Accelerator Science

Oxford
Denys Wilkinson Building
Keble Road
Oxford OX1 3RH, UK

Imperial
Imperial College London
South Kensington Campus
London SW7 2AZ, UK

RHUL
Royal Holloway University of London
Egham Hill
Egham
Surrey TW20 0EX, UK

